

FPZ
BLOWER TECHNOLOGY

SERIES K-TS MOR




IE2 VERSION

TECHNICAL CHARACTERISTICS

- Aluminium alloy construction
- High efficiency impeller

OPTIONS

- Special Voltages (IEC 60038)
- Surface treatments
- Increased seal version



Data sheet

LATERAL CHANNEL BLOWER-EXHAUSTER

COMPANY WITH QUALITY MANAGEMENT
SYSTEM CERTIFIED BY DNV
= ISO 9001:2008 =



PRESSURE

Model	N 2900 rpm [kW]	N 3500 rpm [kW]	Q max 2900 rpm [m³/h]	Q max 3500 rpm [m³/h]	ΔP max 2900 rpm [hPa](mbar)	ΔP max 3500 rpm [hPa](mbar)	Leq ¹ 2900 rpm (Lp)[dB(A)]	Leq ¹ 3500 rpm (Lp)[dB(A)]	Weight ² max [kg]
K05-TS	3	3,4	409	493	175	140	71,5	73,5	50
	4	4,6	409	493	250	210	73,5	75,5	56
K06-TS	4	4,6	563	679	130	100	75,2	77,2	64
	5,5	6,3	563	679	200	175	75,5	77,5	68
K07-TS	7,5	8,6	563	679	300	275	75,8	77,8	85
	5,5	6,3	827	998	150	110	81,9	83,9	99
K08-TS	7,5	8,6	827	998	225	200	82,2	84,2	106,5
	9,2	10,6	827	998	275	250	82,5	84,5	109,5
K09-TS	7,5	8,6	1007	1215	160	120	78,9	80,9	110
	9,2	10,6	1007	1215	210	170	80,1	82,1	113
K10-TS	11	12,6	1325	1600	190	150	81	83	151,5
	15	17,2	1325	1600	270	240	83	85	179
K11-TS	18,5	21,2	1325	1600	360	275	85	87	180
	15	17,2	1539	1858	225	180	86,1	88,1	187
K12-TS	18,5	21,2	1539	1858	275	260	86,4	88,4	188
	15	17,2	1765	2130	160	105	86,7	88,7	194
K12-TS	18,5	21,2	1765	2130	220	165	87,4	89,4	195
	18,5	-	1985	-	150	-	87,9	-	199,5

VACUUM

Model	N 2900 rpm [kW]	N 3500 rpm [kW]	Q max 2900 rpm [m³/h]	Q max 3500 rpm [m³/h]	ΔP max 2900 rpm [hPa](mbar)	ΔP max 3500 rpm [hPa](mbar)	Leq ¹ 2900 rpm (Lp)[dB(A)]	Leq ¹ 3500 rpm (Lp)[dB(A)]	Weight ² max [kg]
K05-TS	3	3,4	409	493	175	140	71,1	73,1	50
	4	4,6	409	493	225	210	73,1	75,1	56
K06-TS	4	4,6	563	679	130	100	74,8	76,8	64
	5,5	6,3	563	679	200	175	75,1	77,1	68
K07-TS	7,5	8,6	563	679	250	250	75,4	77,4	85
	5,5	6,3	827	998	150	110	82,5	84,5	99
K08-TS	7,5	8,6	827	998	225	200	82,8	84,8	106,5
	9,2	10,6	827	998	275	250	83,1	85,1	109,5
K09-TS	7,5	8,6	1007	1215	160	120	79,2	81,2	110
	9,2	10,6	1007	1215	210	170	80,7	82,7	113
K10-TS	11	12,6	1325	1600	190	150	82,2	84,2	151,5
	15	17,2	1325	1600	270	240	84,1	86,2	179
K11-TS	18,5	21,2	1325	1600	300	275	86,1	88,1	180
	15	17,2	1539	1858	225	180	87,4	89,4	187
K12-TS	18,5	21,2	1539	1858	275	260	87,7	89,7	188
	15	17,2	1765	2130	160	105	88	90	194
K12-TS	18,5	21,2	1765	2130	220	165	88,7	90,7	195
	18,5	-	1985	-	180	-	89,2	-	199,5

ELECTRIC MOTORS IE2: 3phase motor only, starting from 0,75KW

INSTALLATION

- For proper use, the blower should be equipped with inlet FILTER and Flow Relief VALVE; other accessories available on request.
- Ambient temperature from -15° to +40°C (+5° to +104° F).
- Specifications subject to change without notice.
- Before installation read carefully all instructions.

¹ Noise measured at 1 m distance with inlet and outlet ports piped, in accordance to ISO 3744

² Value refers to the weight of the machine with 3 Phase motor if MOR range, without motor if GOR or GVR range.

N: Installed motor power

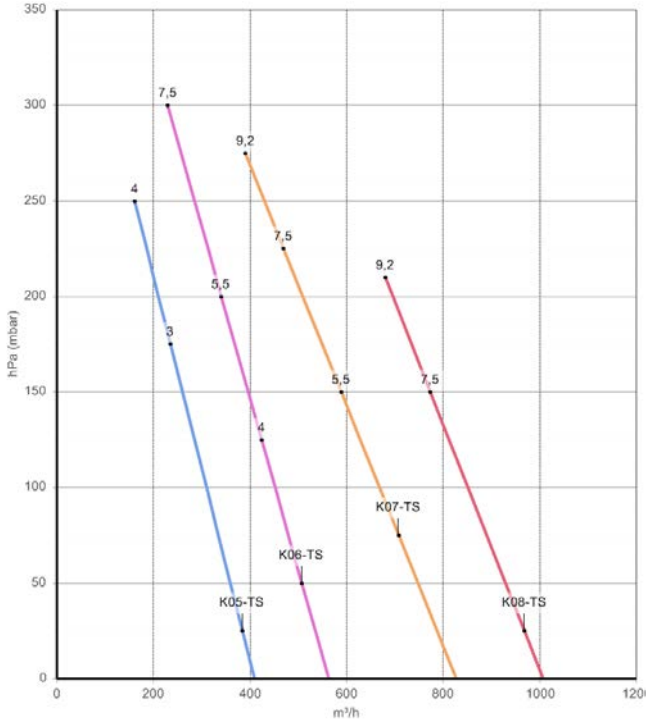
Q: Flow rate

P: Differential pressure

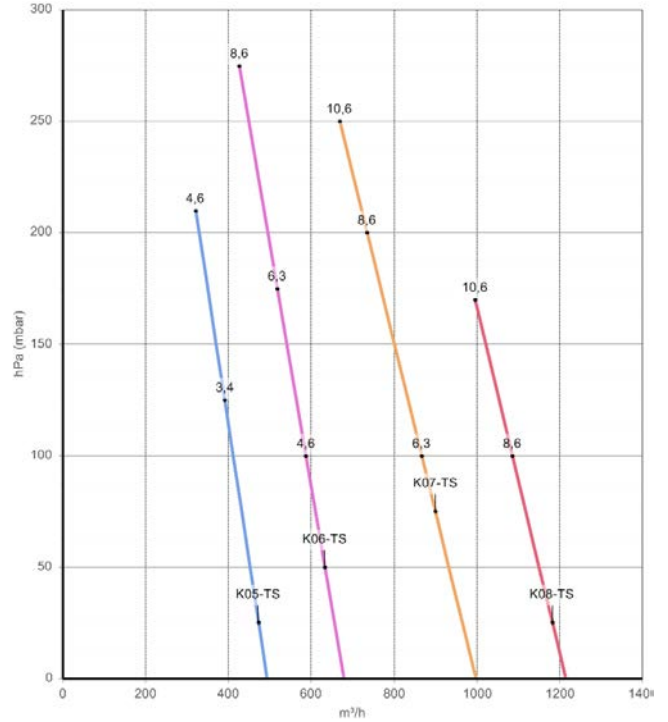
Leq: Noise

PRESSURE

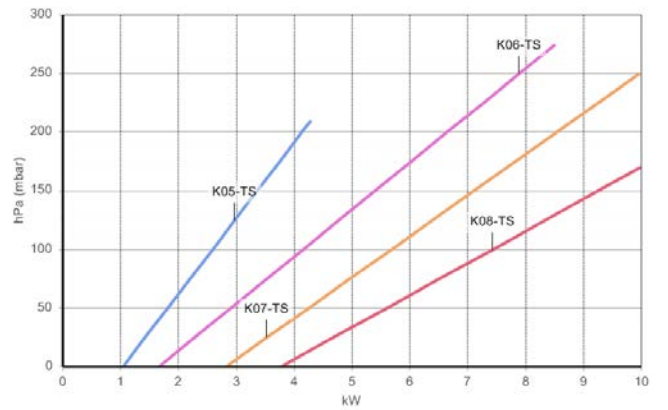
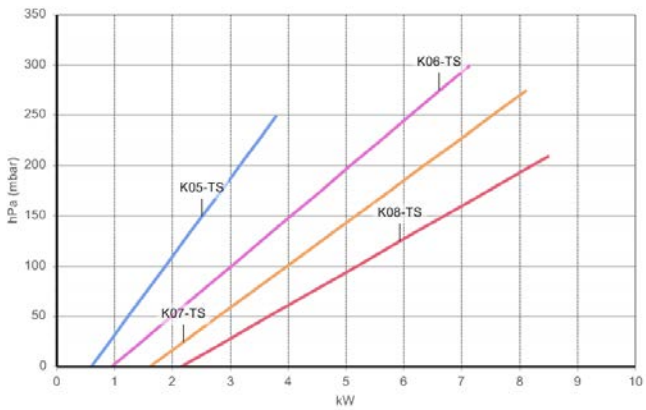
2900 rpm (50 Hz)



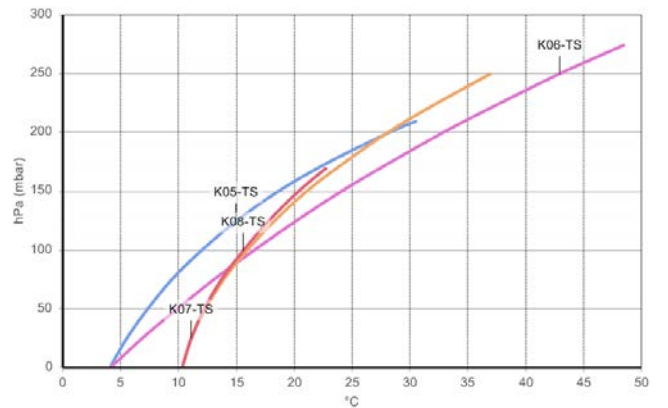
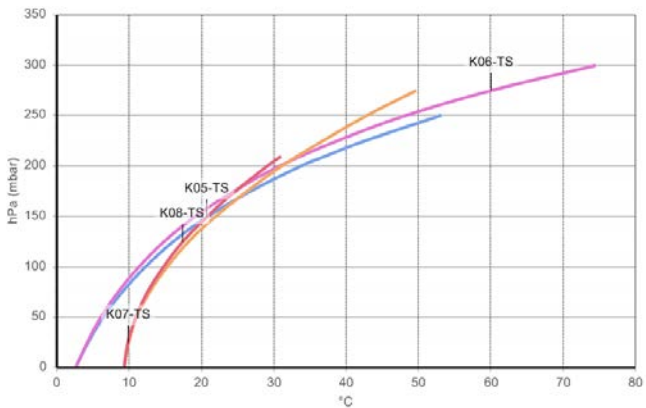
3500 rpm (60 Hz)



FLOW RATE



ABSORBED POWER



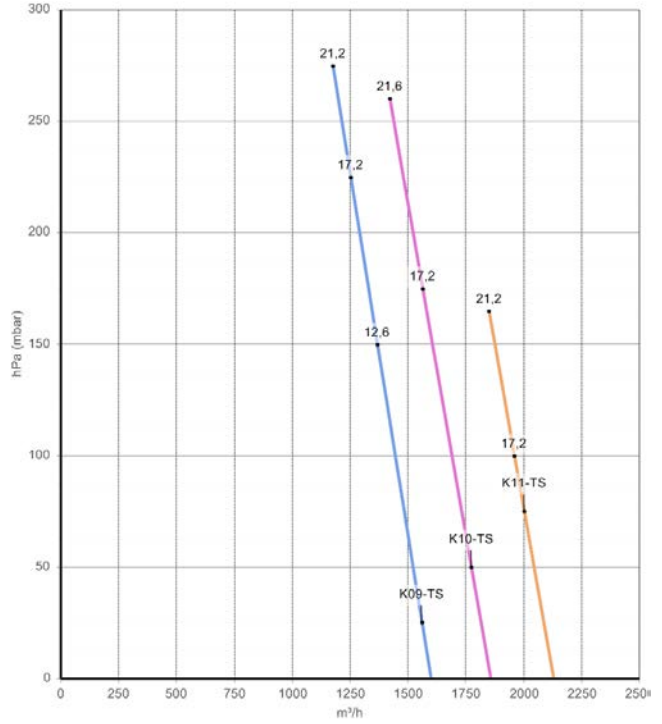
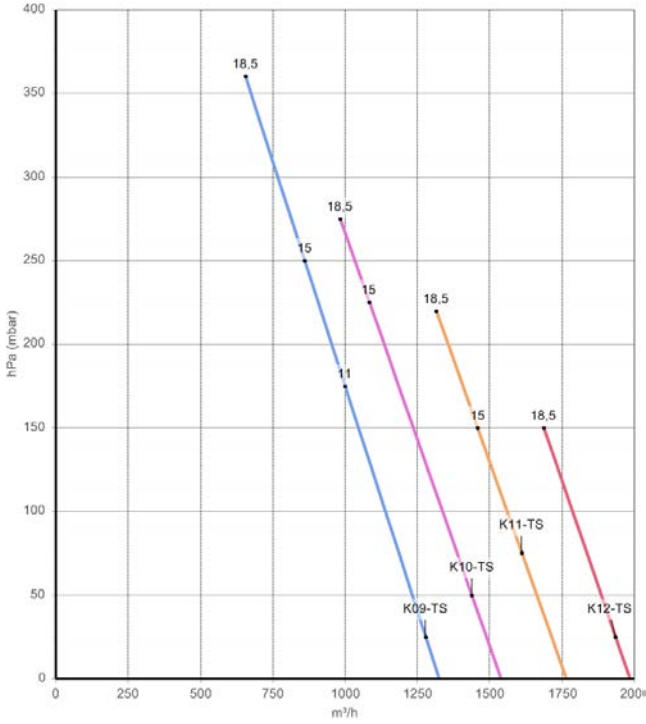
TEMPERATURE INCREASE

Curves refer to air at 20°C (68° F) temperature and 1013 mbar (29.92 In Hg) atmospheric pressure (abs) measured at inlet port.
Values for flow, power consumption and temperature rise: ±10% tolerance
Data can change without prior notice

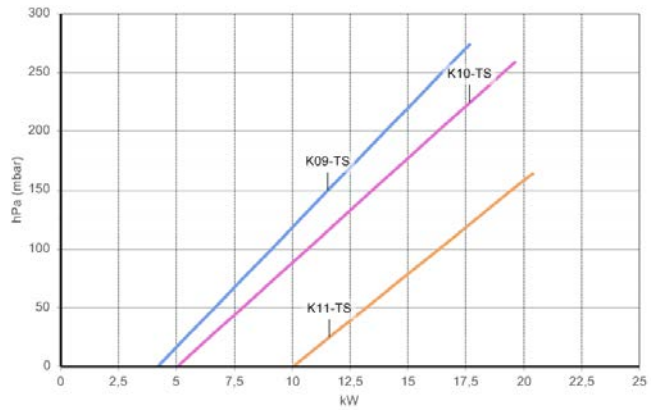
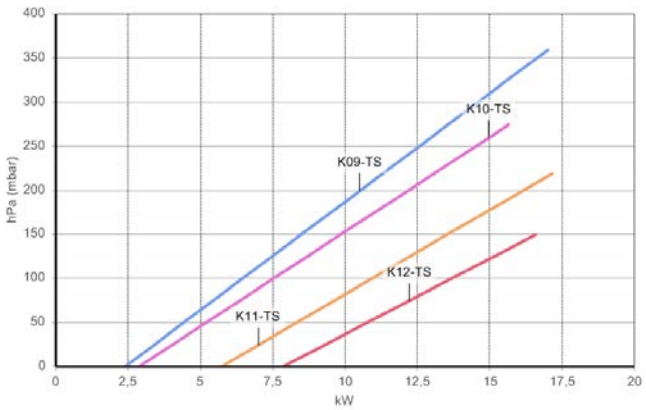
PRESSURE

2900 rpm (50 Hz)

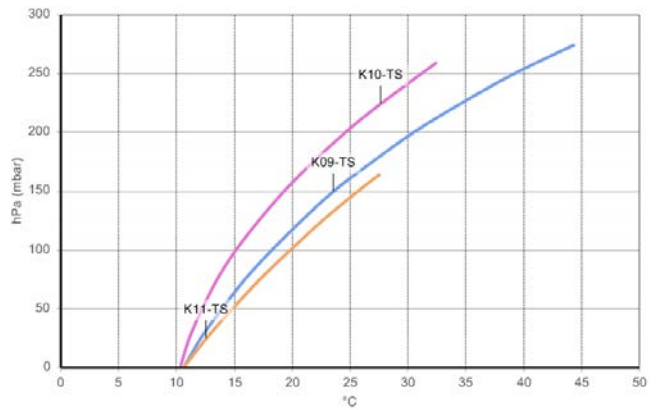
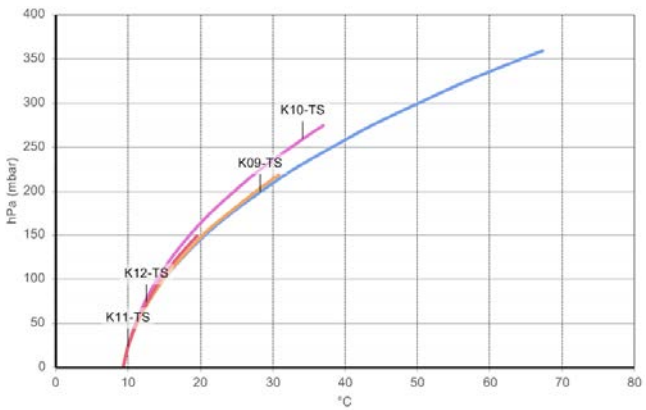
3500 rpm (60 Hz)



FLOW RATE



ABSORBED POWER



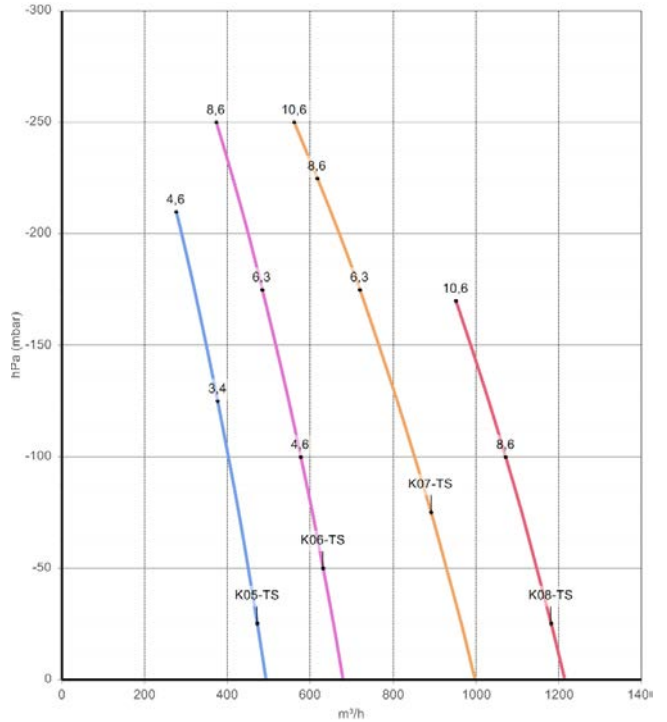
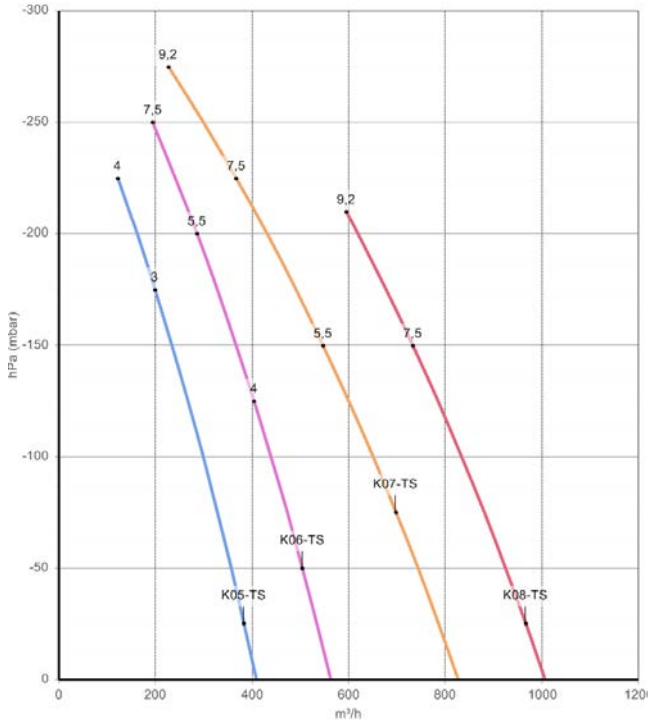
TEMPERATURE INCREASE

Curves refer to air at 20°C (68° F) temperature and 1013 mbar (29.92 In Hg) atmospheric pressure (abs) measured at inlet port.
Values for flow, power consumption and temperature rise: ±10% tolerance
Data can change without prior notice.

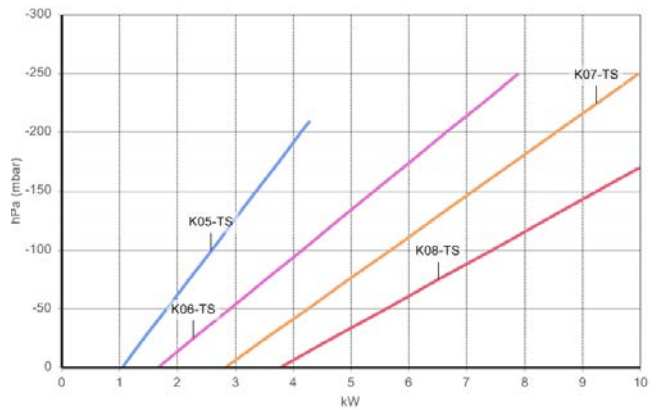
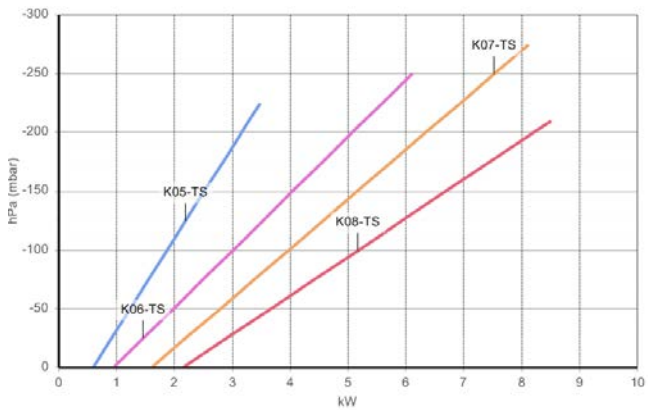
VACUUM

2900 rpm (50 Hz)

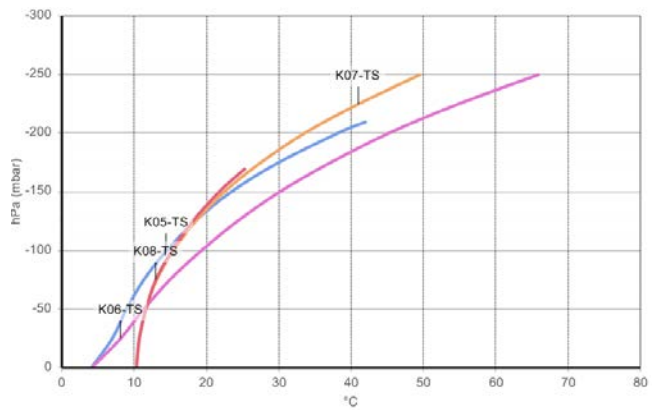
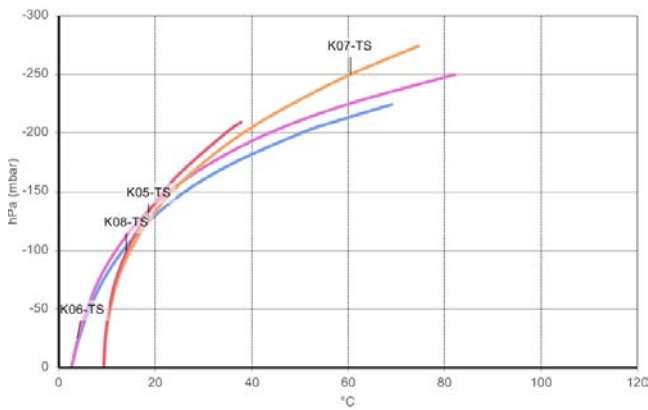
3500 rpm (60 Hz)



FLOW RATE



ABSORBED POWER

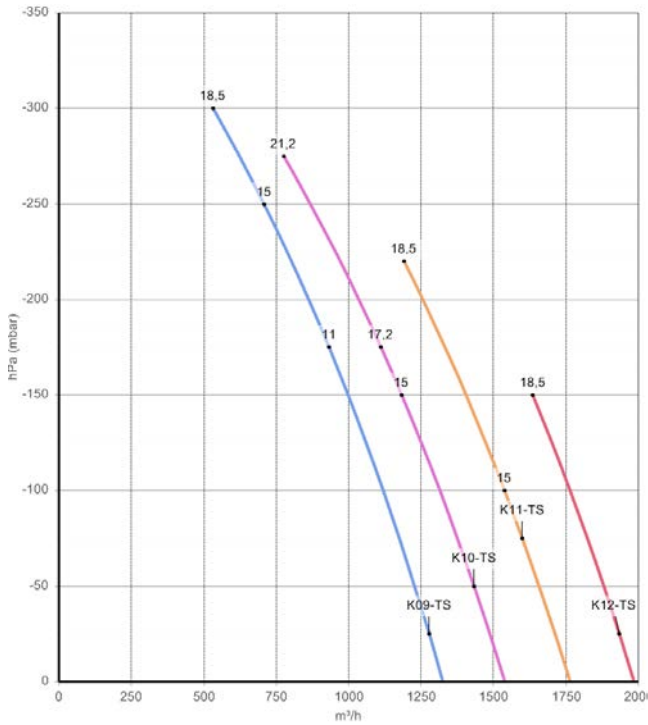


TEMPERATURE INCREASE

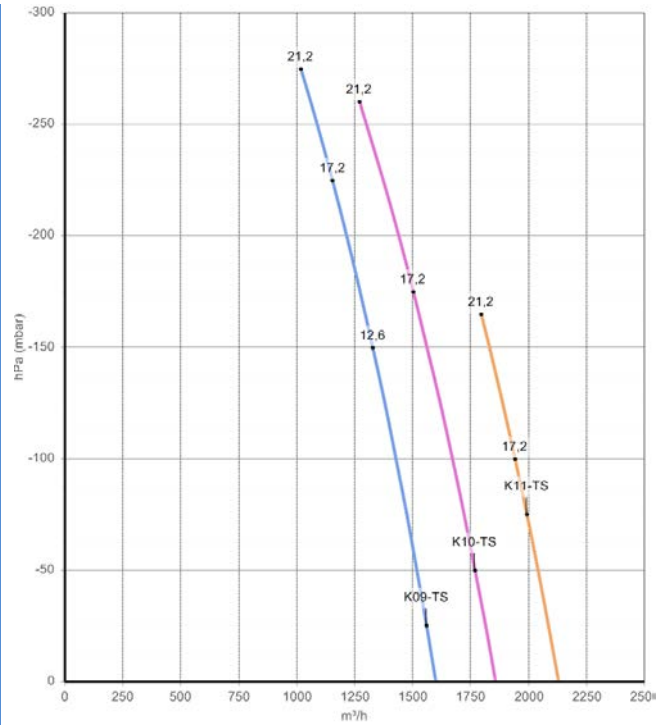
Curves refer to air at 20°C (68° F) temperature, measured at inlet port and 1013 mbar (29.92 In Hg) atmospheric backpressure (abs).
 Values for flow, power consumption and temperature rise: ± 10% tolerance
 Data can change without prior notice.

VACUUM

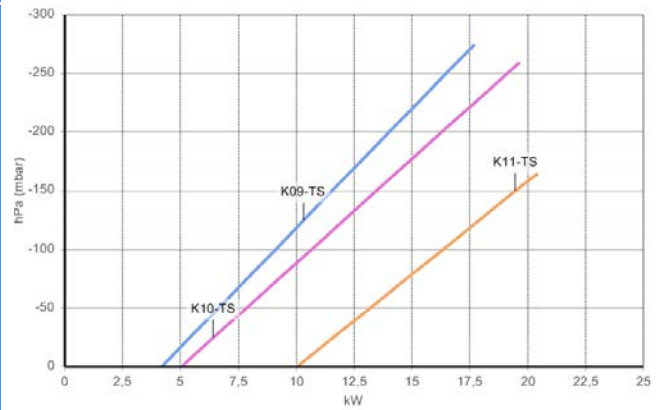
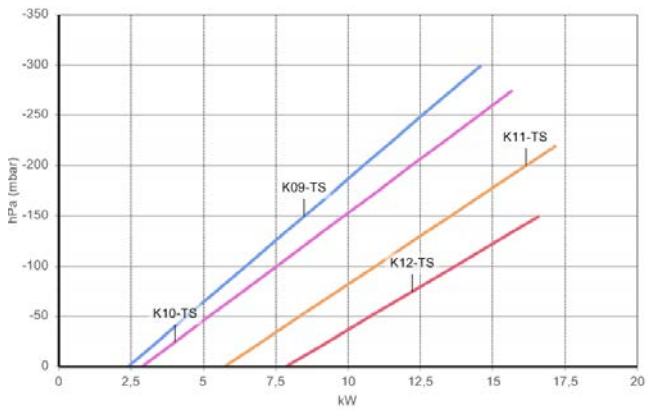
2900 rpm (50 Hz)



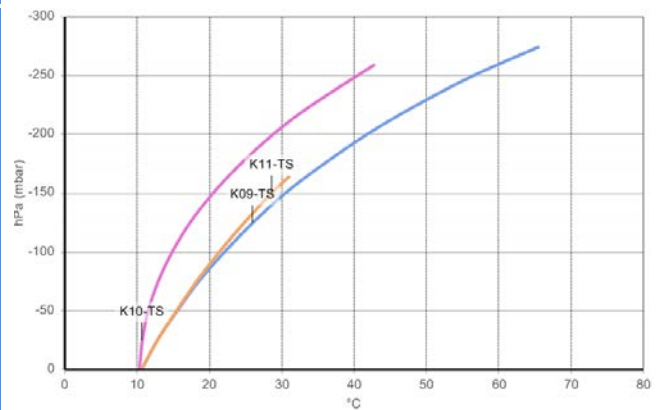
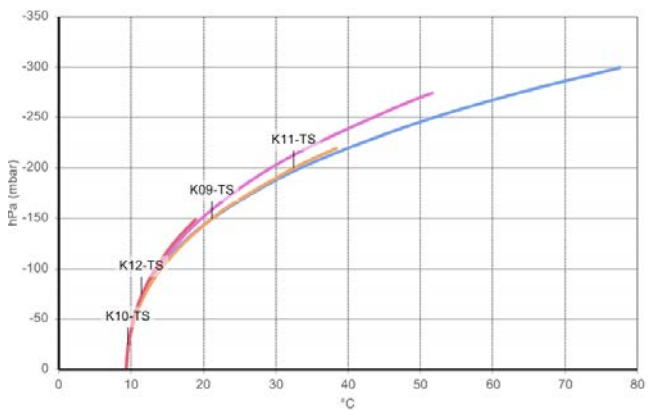
3500 rpm (60 Hz)



FLOW RATE

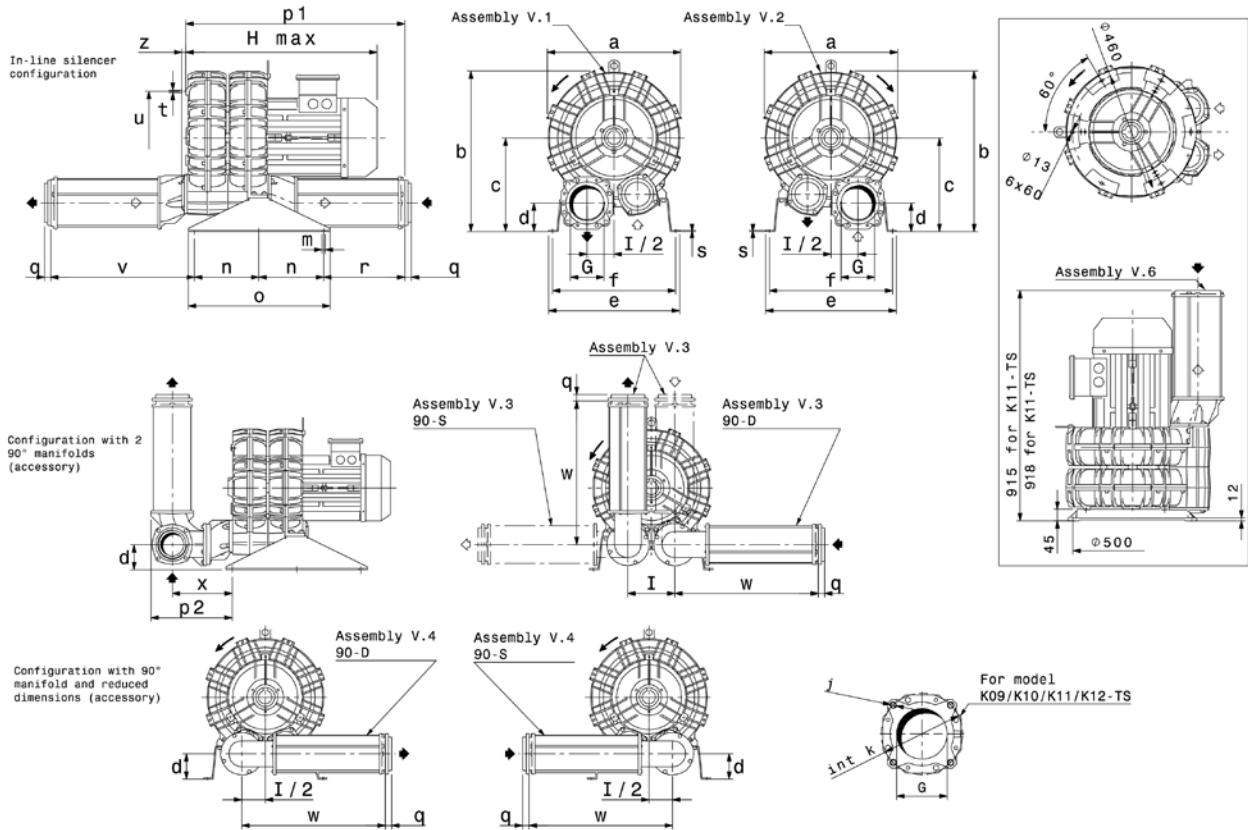


ABSORBED POWER



TEMPERATURE INCREASE

Curves refer to air at 20°C (68° F) temperature, measured at inlet port and 1013 mbar (29.92 In Hg) atmospheric backpressure (abs).
Values for flow, power consumption and temperature rise: ± 10% tolerance
Data can change without prior notice.

DIMENSIONS (K05-TS/K06-TS/K07-TS/K08-TS/K09-TS/K10-TS/K11-TS/K12-TS)


Dimensions in mm - FOR REFERENCE ONLY

Model	a	b	c	d	e	f	G	H
K05-TS	327	422	258	77	404	374	G 3"	495
K06-TS	376	450	262	75	404	374	G 3"	580
K07-TS	424	531	319	98	468	438	G 4"	625
K08-TS	457	548	319	98	478	448	G 4"	625
K09-TS	492	610	365	112	508	478	130	760
K10-TS	516	623	365	112	508	478	130	760
K11-TS	542	650	380	106	540	510	130	775
K12-TS	548	652	380	106	540	510	130	780


Model	i	j	k	m	n	o	p1	p2	q
K05-TS	150	-	-	13	300	345	634	249	25
K06-TS	155	-	-	13	300	345	662	268	25
K07-TS	182	-	-	13	250	550	802	315	25
K08-TS	182	-	-	13	250	550	802	315	25
K09-TS	210	M16	210	13	250	550	850	447	-
K10-TS	210	M16	210	13	250	550	850	447	-
K11-TS	228	M16	210	13	250	550	870	462	-
K12-TS	228	M16	210	13	250	550	873	462	-



SERIES TS – RANGE MOR

IE2 VERSION

Model	r	s	t	u	v	w	x	z
K05-TS	328	4	M8	200	436	481	176	19
K06-TS	335	4	M8	240	455	481	195	19
K07-TS	299	5	M8	295	522	581	276	16
K08-TS	299	5	M8	310	522	581	276	16
K09-TS	315	5	M8	360	558	608	337	16
K10-TS	315	5	M8	360	558	608	337	16
K11-TS	320	5	M8	390	573	608	352	16
K12-TS	320	5	M8	390	573	608	352	16



FPZ
BLOWER TECHNOLOGY

FPZ, Inc

Saukville, Wisconsin
USA
usa@fpz.com

FPZ Espana/Portugal

Pral, Barcelona
Espana
mila.lozano@fpz.com

FPZ France S.a.r.l.

St. Priest
France
france@fpz.com

HEADQUARTERS

FPZ S.p.A.

Concorezzo (MB)
Italy
info@fpz.com

FPZ México/LA

Zapopan, Jalisco
México
mexico@fpz.com

FPZ UK

Andover, Hampshire
United Kingdom
uk@fpz.com

FPZ Austria & Germany

Krems
Austria
vertrieb@fpz.com